

## Product Detail:

**Code:** Torce e  
consumabili  
PLASMA

**Model:** PLASMA torches and consumables

Torches and consumables



**TORCE PLASMA E PARTI DI CONSUMO**  
PLASMA TORCHES AND CONSUMABLES  
PLASMA-BRENNER UND VERSCHLEISSTEILE  
TORCHES PLASMA ET CONSOMMABLES



## Technical Data:

### Accessories:



535447 (optional) 4 METRE- LONG P 25 HAND-TORCH




535411 (optional) 4 m, hand torch ECF-71, with EASY FIT connection



535442 (optional) 6 m, hand torch ECF-71




535441 (optional) 12m, hand torch ECF-71




535440 (optional) 6m, machine torch ECF-71

---




535439 (optional) 12m, machine torch ECF-71

---




535514 (optional) 4 m, hand torch ECF-71C, with EASY FIT connection

---




535408 (optional) Handtorch ECF-121, 6m

---




535407 (optional) Hand-torch ECF-121,12m

---




535438 (optional) 6m, hand torch ECF-131

---




535437 (optional) 12m, hand torch ECF-131

---




535436 (optional) 6m, machine torch ECF-131

---



535435 (optional) 12 m, machine torch ECF-131

---



535461 (optional) 6m, hand torch ECF-181

---



535463 (optional) 12m, hand torch ECF-181



535462 (optional) 6m, machine torch ECF-181



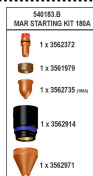
535464 (optional) 12m, machine torch ECF-181



535519 (optional) 6 m, CP 180C MAR hand torch, ESA Fast connection



535521 (optional) 15m, CP 180C MAR hand torch, ESA Fast connection



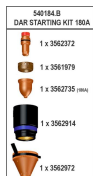
540183.B (optional) Consumables kit "STARTING KIT" for CP 180C MAR hand torch (180A)



535520 (optional) 6m, CP 180C DAR machine torch, ESA Fast connection



535522 (optional) 15 m, CP 180C DAR machine torch, ESA Fast connection



540184.B (optional) Consumables kit "STARTING KIT" for CP 180C DAR machine torch (180A)



535497 (optional) 6 m, P 70 hand torch, central adaptor



535498 (optional) 6 m, P 70 machine torch, central adaptor

---



535465 (optional) ECF-131 hand torch with 15° inclination, 1.30 m grip and EASY FIT connection

---



535472 (optional) ECF-131 hand torch with 15° inclination, 0.80 m grip and EASY FIT connection

---



356587 (optional) 7,5 m torch cable with EASY FIT for torches code 535465 and 535472

---



356588 (optional) 15 m torch cable with EASY FIT for torches code 535465 and 535472

---