

Produktdetail:

Code: Torce e
consumabili
PLASMA

Vorlage: PLASMA-Brenner und Verschleissteile

Brenner und Verschleissteile



TORCE PLASMA E PARTI DI CONSUMO
PLASMA TORCHES AND CONSUMABLES
PLASMA-BRENNER UND VERSCHLEISSTEILE
TORCHES PLASMA ET CONSOMMABLES



Datenblatt:

Zubehör:



535447 (optional) 4 METRE- LONG P 25 HAND-TORCH




535411 (optional) 4 m, hand torch ECF-71, with EASY FIT connection




535442 (optional) 6 m, hand torch ECF-71




535441 (optional) 12m, hand torch ECF-71




535440 (optional) 6m, machine torch ECF-71




535439 (optional) 12m, machine torch ECF-71



535514 (optional) 4 m, Handbrenner ECF-71C, mit EASY FIT-Anschluss



535408 (optional) Handbrenner ECF-121, 6m



535407 (optional) Handbrenner ECF-121, 12m



540099.B (optional) Starting kit für Brenner ECF-121 (45A)




540117.B (optional) Starting kit für Brenner ECF-121 (70A)



540118.B (optional) Starting kit für Brenner ECF-121 (105A)



540120.B (optional) Starting kit für Brenner ECF-121 (125A)



535438 (optional) 6m, hand torch ECF-131



535437 (optional) 12m, hand torch ECF-131



535436 (optional) 6m, machine torch ECF-131



535435 (optional) 12 m, machine torch ECF-131



535461 (optional) 6m, hand torch ECF-181



535463 (optional) 12m, hand torch ECF-181



535462 (optional) 6m, machine torch ECF-181



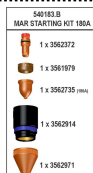
535464 (optional) 12m, machine torch ECF-181



535519 (optional) 6 m, CP 180C MAR hand torch, ESA Fast connection



535521 (optional) 15m, CP 180C MAR hand torch, ESA Fast connection



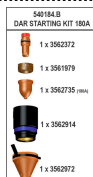
540183.B (optional) Consumables kit "STARTING KIT" for CP 180C MAR hand torch (180A)



535520 (optional) 6m, CP 180C DAR machine torch, ESA Fast connection



535522 (optional) 15 m, CP 180C DAR machine torch, ESA Fast connection



540184.B (optional) Consumables kit "STARTING KIT" for CP 180C DAR machine torch (180A)



535497 (optional) 6 m, P 70 hand torch, central adaptor



535498 (optional) 6 m, P 70 machine torch, central adaptor



535465 (optional) ECF-131 hand torch with 15° inclination, 1.30 m grip and EASY FIT connection



535472 (optional) ECF-131 hand torch with 15° inclination, 0.80 m grip and EASY FIT connection



356587 (optional) 7,5 m torch cable with EASY FIT for torches code 535465 and 535472



356588 (optional) 15 m torch cable with EASY FIT for torches code 535465 and 535472