

Les détails du produit:

Code: P00443

Modèle: PLASMA 1565 LCD INVERTER

The three-phase compressed air plasma metal cutting power source, PLASMA 1565 LCD INVERTER features an innovative SYNERGIC interface that automatically sets the cutting parameters according to the information received from the operator regarding the material being processed and the selected process.

The machine can automatically handle two different torches with the possibility of different lengths: ECF-71, ECF-181.

It is particularly suitable for heavy duty carpentry applications and for continuous work cycles, for manual and automatic manufacturing in industry and handicrafts.

It is suitable for plasma gouging.

The ignition of the pilot arc without HF allows you to work near computers or, in any case, equipment sensitive to high-frequency emissions such as electromedical equipment.

It may be powered by motor generators of suitable power.

It offers the possibility to activate a security password.

Equipped with safety systems on the torch head and in the machine side adapter.

Its standard equipment includes a 6 meter-long hand torch and a grounding cable.

MAIN FEATURES

- Auto-Set function, used to automatically select the power supply voltage in the following range: 3x208/220/230V and 400/440V.
- Low Pilot Arc technology which thanks to the special shape of the plasma chamber, together with an innovative power source and an ignition system without high frequency, allow the pilot arc to be kept on longer, without comprising the duration of the consumables.
- Pilot Arc Time function that controls the duration of the pilot arc in an automatic or adjustable manner.
- Pilot Arc Length function that controls the length of the pilot arc in an automatic or adjustable manner.
- Exhaust Electrode function that controls the electrode consumption and warns the operator that the consumables need replacing, which can be set automatically or adjusted in percentage.
- Save Post Gas function that controls the torch cooling and gas consumption, in an automatic or adjustable manner.
- Input Power function used to set the input power absorbed thus automatically limiting the output cutting current, adapting the power source to all the sizes of the industrial plants.
- Self Restart Pilot function for cutting netting and grates.
- Synergic Interface function that lets the power source adjust the cutting parameters automatically.
- Cartridge Spring technology (Patented), which reduces the internal moving parts of the torches, increasing their reliability over time.
- Ultra Cut Capacity technology that increases the cutting capacity on high thickness materials.
- Innovative Thin Cut technology that ensures higher quality cutting



and reduced Kerf (amount of removed material).

- Hyper Speed Cut technology that increases the cutting speed.
- Multi Piercing technology possibility of piercing on high thickness materials in less time and with less wear of consumables.
- Extra Life technology to increase the performance and service life of consumables.
- Long Tip Cut technology.
- It is available, as an optional, an interface kit that activates the V-out Voltage CNC function to control an electronic output cutting voltage divider to be adjusted from 1/20V to 1/100V and the Remote Current CNC function to remotely control the cutting current adjustment with 0-10V isolated voltage.


Fiche technique:

Code	P00443	
Item	PLASMA 1565 LCD INVERTER	
Input Voltage	3x208-220-230V 50-60HZ	3x400-440V 50-60HZ
Absorbed power	30% 27 kVA - 60% 24 kVA - 100% 21 kVA	60% 27 kVA - 100% 24 kVA
Cutting current	10÷150 A	
Duty cycle – 10 MIN CYCLE ACCORDING TO EN 60974-1	30% 150A - 60% 130A - 100% 115A	60% 150A 100% 130A
Air pressure	6,4 bar	
Air flow	360 l/min	
Cut thickness on steel	45 - 50 mm	
Max separation cut	70 mm	
Protection class	IP 23	
Construction standards	EN60974 – 1 / EN60974 – 7 / EN60974 – 10	
Dimensions	330X710X540h mm	
Weight	50 kg	


Accessoires:




535461 6m, hand torch ECF-181




535462 (optional) 6m, machine torch ECF-181




535463 (optional) 12m, hand torch ECF-181



535464 (optional) 12m, machine torch ECF-181



535442 (optional) 6 m, hand torch ECF-71



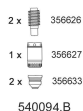
535440 (optional) 6m, machine torch ECF-71



540134.B (optional) MINI KIT for handtorch ECF-181 (130-160A)



540131.B (optional) MINI KIT pour torche manelle ECF-71- ECF 121 (70A)



540094.B (optional) Consumables kit for first use for ECF-181 (160A)



540097 (optional) Recommended installation kit



309465 (optional) Wheeled compasses for ECF-181



356435 (optional) Wheeled torch holder for ECF-181



580007 (optional) Transport cart

540099 (optional) Computer-pantograph interface



357227 (optional) Compressed air filter with filtering cartridge to protect torches against impurities present in compressed air (oil and/or water).



370001 (optional) Cartridges for air filter, package of 8 pieces.



309073 (optional) Helmet with variable shade auto-darkening LCD filter (9-13 DIN) to protect face and eyes during cutting and welding appliances.
