

Les détails du produit:

Code: P00461**Modèle:** PLASMA 1880 SYNERGIC LCD INVERTER

The three-phase compressed air plasma metal cutting power source, PLASMA 1880 SYNERGIC LCD INVERTER is the first and most powerful synergic plasma inverter in the world.

The power source features innovative SYNERGIC PLASMA technology (patented) that automatically sets all cutting parameters according to the information received from the operator regarding the material being processed and the selected process.

This synergic power source is also equipped with an automatic pressure regulating system for the supply gas (compressed air or special gases) and can optimise performance in all operating conditions, even without the intervention of the operator.

Thanks to this system, the machine can automatically handle, without the need for any adjustment, three different torches with the possibility of different lengths: ECF-71, ECF-131, ECF-181.

It is particularly suitable for heavy duty carpentry applications and for continuous work cycles, for manual and automatic manufacturing in industry and handicrafts.

The ignition of the pilot arc without HF allows you to work near computers or, in any case, equipment sensitive to high-frequency emissions such as electromedical equipment.

It offers the possibility to activate a security password.

Equipped with safety systems on the torch head and in the machine side adapter.

Its standard equipment includes a 6 meter-long hand torch and a grounding cable.

The recommended maximum current for automatic cutting is 150 A.

The IVC (Input Voltage Compensation) technology, present in variation item P00461.A70, allows optimal operation of the power source even when connected to power grids that do not guarantee a regular and constant power supply, or to motor-driven generators with different features that, even if correctly sized, are equipped with different voltage surge correction systems.

MAIN FEATURES

- Auto-Set function, used to automatically select the power supply voltage in the following range: 3x208/220/230V and 400/440V.
- Low Pilot Arc technology which thanks to the special shape of the plasma chamber, together with an innovative power source and an ignition system without high frequency, allow the pilot arc to be kept on longer, without comprising the duration of the consumables.
- Pilot Arc Time function that controls the duration of the pilot arc in an automatic or adjustable manner.
- Pilot Arc Length function that controls the length of the pilot arc in an automatic or adjustable manner.
- Exhaust Electrode function that controls the electrode consumption and warns the operator that the consumables need replacing, which can be set automatically or adjusted in percentage.



- Save Post Gas function that controls the torch cooling and gas consumption, in an automatic or adjustable manner.
- V-out Voltage CNC function to control an electronic output cutting voltage divider to be adjusted from 1/20V to 1/100V.
- Remote Current CNC function to remotely control the cutting current adjustment with 0-10V isolated voltage.
- Input Power function used to set the input power absorbed thus automatically limiting the output cutting current, adapting the power source to all the sizes of the industrial plants.
- Self Restart Pilot function for cutting netting and grates.
- Synergic Plasma technology (patented) that lets the power source adjust all cutting parameters automatically.
- Synergic Gouging function that automatically adjusts all the operating parameters according to the speed of execution and the amount of material to be removed.
- Synergic Marking function that automatically sets all the operating parameters according to the width and depth of the desired marking groove.
- Combi function (optional) that allows switching from Marking mode to Cutting mode or vice versa by simply increasing or decreasing the current from CNC.
- Automatic Pressure Work technology, which controls the cutting gas pressure in an automatic or adjustable manner before and during cutting, to optimise cutting quality and maximize the service life of the spare parts.
- Cartridge Spring technology (Patented), which reduces the internal moving parts of the torches, increasing their reliability over time.
- Ultra Cut Capacity technology that increases the cutting capacity on high thickness materials.
- Innovative Thin Cut technology that ensures higher quality cutting and reduced Kerf (amount of removed material).
- Hyper Speed Cut technology that increases the cutting speed.
- Multi Piercing technology possibility of piercing on high thickness materials in less time and with less wear of consumables.
- Extra Life technology to increase the performance and service life of consumables.
- Long Tip Cut technology.

Fiche technique:


Code	P00461 - P00461.A70	
Item	PLASMA 1880 SYNERGIC LCD INVERTER PLASMA 1880 SYNERGIC LCD INVERTER IVC	
Input Voltage	3x208-220-230V 50-60HZ	3x400-440V 50-60HZ
Absorbed power	40% 30 kVA - 60% 28 kVA - 100% 26 kVA	50% 34 kVA - 60% 33 kVA - 100% 31 kVA
Cutting current	10÷160 A	10÷180 A
Duty cycle – 10 MIN CYCLE ACCORDING TO EN 60974-1	40% 160A - 60% 150A - 100% 140A	50% 180A - 60% 175A - 100% 165A
Air pressure	6,4 bar	
Air flow	360 l/min	
Cut thickness on steel	46 - 60 mm	
Max separation cut	80 mm	
Piercing	35 mm	
Protection class	IP 23	
Construction standards	EN60974 – 1 / EN60974 – 7 / EN60974 – 10	
Dimensions	330X710X540h mm	
Weight	54 kg	

Accessoires:


 535461 6m, hand torch ECF-181


 535462 (optional) 6m, machine torch ECF-181



 535463 (optional) 12m, hand torch ECF-181




535464 (optional) 12m, machine torch ECF-181




535438 (optional) 6m, hand torch ECF-131




535436 (optional) 6m, machine torch ECF-131




535442 (optional) 6 m, hand torch ECF-71




535440 (optional) 6m, machine torch ECF-71




535472 (optional) ECF-131 hand torch with 15° inclination, 0.80 m grip and EASY FIT connection



535465 (optional) ECF-131 hand torch with 15° inclination, 1.30 m grip and EASY FIT connection



356588 (optional) 15 m torch cable with EASY FIT for torches code 535465 and 535472



356587 (optional) 7,5 m torch cable with EASY FIT for torches code 535465 and 535472



540135.B (optional) MINI KIT for handtorch ECF-181 (180A)



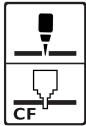
540155.B (optional) MINI KIT for handtorch ECF-131 (125A)



540131.B (optional) MINI KIT pour torche manelle ECF-71- ECF 121 (70A)



540093.B (optional) Consumables kit for first use for ECF-181



540103 (optional) Combi function kit (marking and cutting)



309465 (optional) Wheeled compasses for ECF-181



356435 (optional) Wheeled torch holder for ECF-181



356768 (optional) kit d'outils de chanfrein pour découpe plasma



580007 (optional) Transport cart



309073 (optional) Helmet with variable shade auto-darkening LCD filter (9-13 DIN) to protect face and eyes during cutting and welding appliances.



540096 (optional) Recommended installation kit



309489 (optional) Non-stick spray



357227 (optional) Compressed air filter with filtering cartridge to protect torches against impurities present in compressed air (oil and/or water).



370001 (optional) Cartridges for air filter, package of 8 pieces.
