

Les détails du produit:

Code: P00452

Modèle: PLASMA 50-25 INVERTER

The three-phase power source with inverter technology for metal plasma cutting, PLASMA 50-25 INVERTER, is characterised by compact design, low weight, easy handling, user-friendliness, cutting high-efficiency on small and medium thicknesses.

The price - cutting quality ratio means this power source is suitable for a variety of applications, from maintenance to shipyards, to the small blacksmith shop.

The optional CNC interface and the synergy allow its integration with pantographs.

The recommended steel thickness is from 13 mm to 20 mm. The separation thickness is 25 mm.

The lack of High-Frequency start makes it possible to work next to computers, medical equipment, instruments and any other electronic devices sensitive to high frequency emissions.

It can be connected to motor-driven generators of adequate power.



MAIN FEATURES

- Pilot Arc to cut painted or coated metals.
- Suitable for plasma gouging.
- Self Restart Pilot function for nets and grids cutting.
- Ultra Cut Capacity technology to improve the cutting capacities on high thicknesses.
- Innovative Thin Cut technology that allows to obtain cuts of superior quality and reduced kerf (amount of removed material).
- Hyper Speed Cut technology enhancing the cutting speed.
- Multi Piercing technology: possibility of piercing on high thickness in a shorter time and with less wear of consumables.
- Extra Life technology and Low Pilot Arc technology that increases performances and duration of consumables.
- Long Tip technology allowing to cut close to very narrow angles and small spaces.
- Microprocessor-controlled cutting parameters and functions.
- Safety systems on the torch.
- Its standard equipment includes a 6 meter-long hand torch and a grounding cable.

OPTIONAL FUNCTIONS

- Automatic setting of appropriate voltage within the following ranges: 3x208/220/230V and 400/440V.
- CNC interface to exchange the main cutting signal with the automatic CNC bench.

Fiche technique:


Code	P00452
Item	PLASMA 50-25 INVERTER
Input Voltage	3x400V 50-60HZ
Absorbed power	60% 6,5 kVA - 100% 6 kVA
Cutting current	10 ÷ 50 A
Duty cycle – 10 MIN CYCLE ACCORDING TO EN 60974-1	60% 50A - 100% 45A
Air pressure	5 bar
Air flow	170 l/min
Cut thickness on steel	13 - 20 mm
Max separation cut	25 mm
Piercing	10 mm
Protection class	IP 23
Construction standards	EN60974 – 1 / EN60974 – 7 / EN60974 – 10
Dimensions	220x440x460h mm
Weight	18 kg

Accessoires:

 535442 6 m, hand torch ECF-71


 535441 (optional) 12m, hand torch ECF-71



 535440 (optional) 6m, machine torch ECF-71


 535439 (optional) 12m, machine torch ECF-71



540130.B (optional) MINI KIT pour torche manuelle ECF-71 - ECF-121 (45A)

2 x  356555

1 x  356556

2 x  356557

540087.B

540087.B (optional) Consumables kit for first use.



309464 (optional) Wheeled compasses for ST-70 / ECF-71 ST-120



309489 (optional) Non-stick spray



356437 (optional) Wheeled torch holder for ST-70 / ECF-71 ST-120



540051 (optional) Computer-pantograph kit



357227 (optional) Compressed air filter with filtering cartridge to protect torches against impurities present in compressed air (oil and/or water).



370001 (optional) Cartridges for air filter, package of 8 pieces.



309073 (optional) Helmet with variable shade auto-darkening LCD filter (9-13 DIN) to protect face and eyes during cutting and welding appliances.



580002 (optional) Transport cart
